

Buying, Maintaining, and Getting the Best from Your Drum Kit


Buying a Drum Kit

When you're buying a drum kit, there are a few things you'll need to consider:

- **Your budget:** Drum kits can range in price from a few hundred dollars to several thousand dollars. It's important to set a budget before you start shopping so that you don't overspend.
- **Your skill level:** If you're a beginner, you'll want to choose a drum kit that is easy to play and has a forgiving sound. As you progress, you can upgrade to a more advanced kit.
- **The type of music you play:** Different types of music require different types of drum kits. If you play rock music, you'll need a kit with a powerful sound. If you play jazz, you'll need a kit with a more subtle sound.

Once you've considered these factors, you can start shopping for a drum kit. There are a few different places you can buy a drum kit, including music stores, online retailers, and pawn shops.

When you're shopping for a drum kit, it's important to try out several different kits before you make a decision. This will help you get a feel for the different kits and find one that is right for you.



The Drum Handbook: Buying, Maintaining and Getting the Best from Your Drum Kit by Bernard Bonowitz

★★★★☆ 4.4 out of 5

Language : English
File size : 10635 KB
Text-to-Speech : Enabled
Screen Reader : Supported
Enhanced typesetting : Enabled
Word Wise : Enabled
Print length : 160 pages



Maintaining Your Drum Kit

Once you've bought a drum kit, it's important to maintain it properly so that it will last for many years. Here are a few tips for maintaining your drum kit:

- **Clean your drum kit regularly.** This will help to remove dust and dirt that can build up on the drums and hardware.
- **Lubricate the moving parts of your drum kit.** This will help to keep the parts moving smoothly and prevent them from rusting.
- **Store your drum kit in a climate-controlled environment.** This will help to protect the drums and hardware from extreme temperatures and humidity.
- **Have your drum kit tuned regularly.** This will help to ensure that the drums sound their best.

Getting the Best from Your Drum Kit


If you want to get the best from your drum kit, it's important to practice regularly. The more you practice, the better you will become at playing the drums.

Here are a few tips for getting the best from your drum kit:

- **Find a good teacher.** A good teacher can help you to learn the proper techniques and develop your skills.
- **Listen to your favorite drummers.** This will help you to learn different styles and techniques.
- **Experiment with different sounds.** There are many different ways to tune and play a drum kit. Experiment with different sounds until you find the ones that you like the best.
- **Record yourself playing.** This will help you to identify areas where you can improve.

With a little practice and dedication, you can get the best from your drum kit.

The drum kit is a powerful and versatile instrument that can be used to create a wide range of musical styles. If you're thinking about buying a drum kit, or if you already own one and want to get the most out of it, this guide will provide you with everything you need to know.



The Drum Handbook: Buying, Maintaining and Getting the Best from Your Drum Kit by Bernard Bonowitz


★★★★☆ 4.4 out of 5

Language : English

File size : 10635 KB


Text-to-Speech : Enabled

Screen Reader : Supported
Enhanced typesetting: Enabled
Word Wise : Enabled
Print length : 160 pages



Indulge in Culinary Delights: Uncover the Ultimate Casserole Cookbook

Prepare to elevate your culinary repertoire with our comprehensive Casserole Cookbook, a culinary masterpiece that will transform your kitchen into a haven of...



101 Wines To Try Before You Die: A Bucket List for Wine Lovers

Wine is one of the world's most beloved beverages, and for good reason. It's complex, flavorful, and can be enjoyed with a wide variety of...